

Models WL183, WL184 and WL185



GENERAL

Models WL183, WL184 and WL185 are lavalier electret condenser microphones for use with a wireless bodypack transmitter. Each microphone has a 1.2 meter (4 ft.) cable terminated with a miniature 4-pin connector (TA4F). The furnished tie clip can be rotated in 90° intervals for placement flexibility.

APPLICATIONS

WL183 (Omnidirectional): General purpose sound reinforcement, recording, or remote monitoring applications. Low handling noise. Pickup angle is 360°.

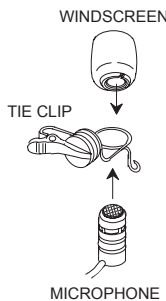
WL184 (Supercardioid): Sound reinforcement applications requiring high rejection of ambient noise and narrow pickup angle. Use of windscreen highly recommended. Pickup angle is 115°.

WL185 (Cardioid): General purpose sound reinforcement applications requiring good rejection of ambient noise. Use of windscreen highly recommended. Pickup angle is 130°.

INSTALLATION

1. Insert the top of the microphone through tie clip loop from below until tie clip loop snaps into place over the lower groove on the microphone. Refer to the following illustration.

2. To install the snap-fit windscreen, press it down on the microphone until it clicks into place inside the upper groove on the microphone. The snap-fit windscreen provides 30 dB of pop protection.



NOTE:

- The snap-fit windscreen can be removed by spreading the slot in the plastic snap-fit ring.
- To install the smaller foam windscreen, slip the windscreen over the top of the microphone so that it covers the side slots. The foam windscreen provides 5 to 10 dB of pop protection.

3. Attach the microphone approximately 76 mm to 152 mm (3 to 6 in.) below the neckline.

NOTE: Do not cover the microphone with your hand or clothing.

CHANGING CARTRIDGES

The WL183, WL184, and WL185 microphones use interchangeable cartridges. To change the cartridge, unscrew it from the microphone base and replace it with one of the replacement cartridges listed below.

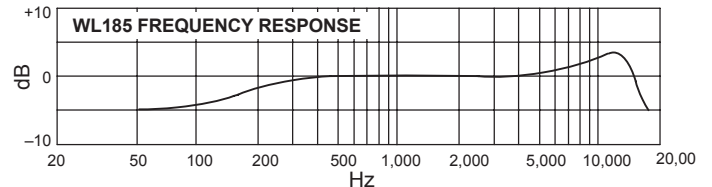
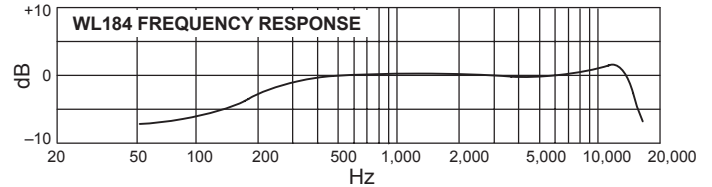
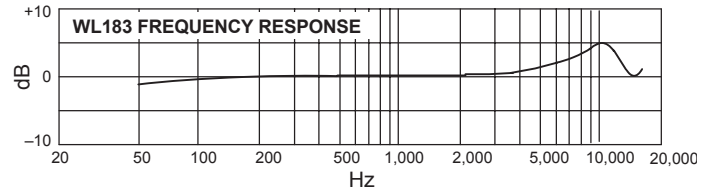
REPLACEMENT PARTS AND ACCESSORIES

Omnidirectional Cartridge	R183B
Supercardioid Cartridge	R184B
Cardioid Cartridge	R185B
Snap-fit Windscreens (4)	RK183WS
Foam Windscreen (4)	RK261WS
Tie Clips (2)	RK183T1
Miniature 4-pin Connector	WA330

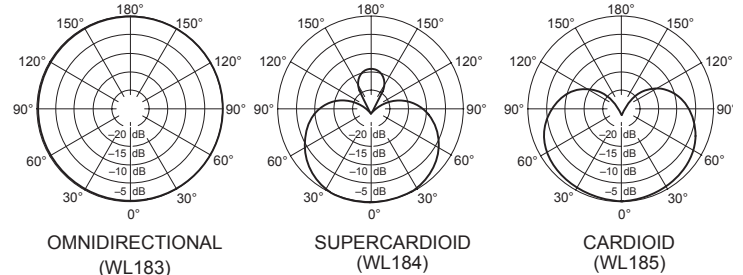
SPECIFICATIONS

Type: Condenser (electret bias)

Frequency Response: 50 to 17,000 Hz



Polar Patterns (at 1 kHz): (see below)



Output Impedance : 1800 Ω

Sensitivity (1 Pa = 94 dB SPL): WL183: -40.0 dBV/Pa

..... WL184: -44.5 dBV/Pa

..... WL185: -45.5 dBV/Pa

Maximum Sound Pressure Level: WL183: 125.0 dB SPL

..... WL184: 129.5 dB SPL

..... WL185: 130.5 dB SPL

Output Noise (A-weighted): WL183: 22.5 dB SPL

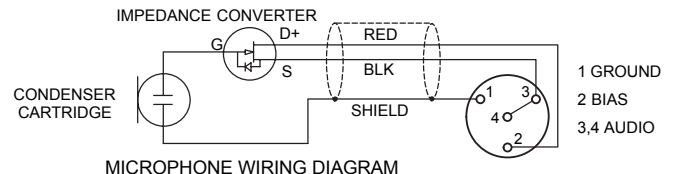
..... WL184: 27.0 dB SPL

..... WL185: 28.0 dB SPL

Dynamic Range: 102.5 dB

Polarity: Positive pressure on diaphragm produces positive voltage on pins 3 and 4 relative to pin 1.

Power Requirements: Regulated nominal +5 Vdc (1.5 Vdc to 10 Vdc) provided at microphone connector pin 2 relative to pin 1 of a Shure wireless microphone transmitter.



Models WL93, WL93T, WL93-6, WL93-6T



GENERAL

Model WL93 Microphones are omnidirectional, subminiature, lavaliere electret condenser microphones designed for use in TV broadcasting, theater, and sound reinforcement applications where a visually unobtrusive microphone is desirable.

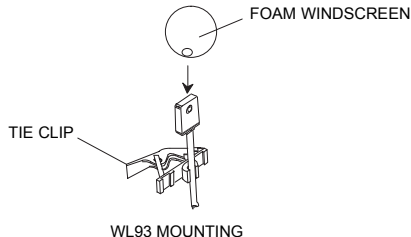
All WL93 models are supplied with a mounting block with attached tie bar, a sew-on mounting bracket, and an acoustic windscreen to minimize wind noise in outdoor applications. All WL93 models include a 1.2 m (4 ft.) cable terminated with a miniature 4-pin connector (TA4F type) which connects directly to a Shure wireless body-pack transmitter.

VARIATIONS

- **WL93:** Black finish; includes 1.2 m (4 ft.) cable
- **WL93T:** Tan finish; includes 1.2 m (4 ft.) cable
- **WL93-6:** Black finish; includes 1.9 m (6 ft.) cable
- **WL93-6T:** Tan finish; includes 1.9 m (6 ft.) cable

INSTALLATION

1. To mount a WL93 to the tie clip, snap the microphone into the mounting bracket and attach the clip to an article of clothing.
2. To install the foam windscreen, slip it over the top of the microphone. The foam windscreen provides 5 to 10 dB of pop protection.



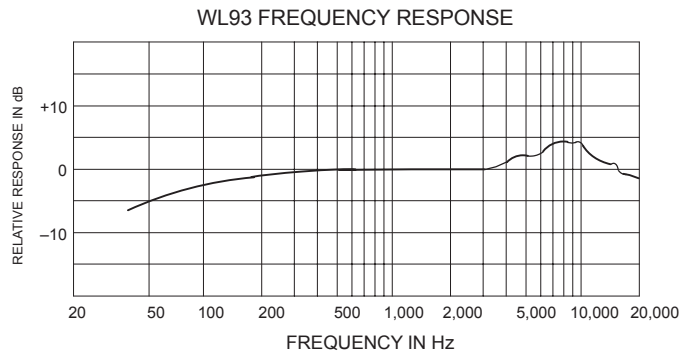
REPLACEMENT PARTS AND ACCESSORIES

Windscreen, Charcoal Gray	RK355WS
Tie Clip, Black (2 each)	RK354SB
Tan Windscreen	RK304T
Double Tie Clip	RK307DB
Tan Tie Clip Assembly	90B4327
Black Sew-on Mounting Bracket	65B1733
Tan Sew-on Mounting Bracket	65B1733A
Zippered Carrying Bag	26A13

SPECIFICATIONS

Type: Condenser (electret bias)

Frequency Response: 50 to 20,000 Hz



Polar Pattern: Omnidirectional, uniform with frequency

Output Impedance: 3000 Ω

Sensitivity: -38 dBV/Pa (1 Pa = 94 dB SPL)

Maximum Sound Pressure Level: 120 dB SPL

Dynamic Range: 102 dB

Output Noise (A-weighted): 18 dB SPL

Polarity: Positive pressure on microphone diaphragm produces positive voltage on pin 3 with respect to pin 1 (ground)

Power Requirements: Regulated nominal +5 Vdc (2 Vdc to 10 Vdc) source provided at microphone connector pin 2 relative to pin 1 of a Shure wireless body-pack transmitter.

SHURE®

SHURE Incorporated <http://www.shure.com>

United States, Canada, Latin America, Caribbean:

5800 W. Touhy Avenue, Niles, IL 60714-4608, U.S.A.

Phone: 847-600-2000 U.S. Fax: 847-600-1212 Intl Fax: 847-600-6446

Europe, Middle East, Africa:

Shure Europe GmbH, Phone: 49-7131-72140 Fax: 49-7131-721414

Asia, Pacific:

Shure Asia Limited, Phone: 852-2893-4290 Fax: 852-2893-4055